



Check for updates

RESEARCH NOTE

Healthcare benefits linked with Below Poverty Line registration in India: Observations from Maharashtra Anaemia Study (MAS) [version 1; peer review: 2 approved]

Anand Ahankari ^{1,2}, Andrew Fogarty¹, Laila Tata¹, Puja Myles¹

¹Division of Epidemiology and Public Health, University of Nottingham, Nottingham, UK

²Halo Medical Foundation, Maharashtra, India

v1 First published: 09 Jan 2017, 6:25 (<https://doi.org/10.12688/f1000research.10556.1>)

Latest published: 09 Jan 2017, 6:25 (<https://doi.org/10.12688/f1000research.10556.1>)

Abstract

A 2015 *Lancet* paper by Patel *et al.* on healthcare access in India comprehensively discussed national health programmes where some benefits are linked with the country's Below Poverty Line (BPL) registration scheme. BPL registration aims to support poor families by providing free/subsidised healthcare. Technical issues in obtaining BPL registration by poor families have been previously reported in the Indian literature; however there are no data on family assets of BPL registrants. Here, we provide evidence of family-level assets among BPL registration holders (and non-BPL households) using original research data from the Maharashtra Anaemia Study (MAS).




Social and health data from 287 pregnant women and 891 adolescent girls (representing 1178 family households) across 34 villages in Maharashtra state, India, were analysed. Several assets were shown to be similarly distributed between BPL and non-BPL households; a large proportion of families who would probably be eligible were not registered, whereas BPL-registered families often had significant assets that should not make them eligible. This is likely to be the first published evidence where asset distribution such as agricultural land, housing structures and livestock are compared between BPL and non-BPL households in a rural population. These findings may help planning BPL administration to allocate health benefits equitably, which is an integral part of national health programmes.

Keywords

India, Below Poverty Line, Healthcare benefits, Maharashtra Anaemia Study

Open Peer Review

Reviewer Status  

	Invited Reviewers	
	1	2
version 1 published 09 Jan 2017	 report	 report
1	Sunil M. Sagare, MIMSR Medical College, Latur, India	
2	Umesh Wadgave  , Bharati Vidyapeeth Deemed University Dental College and Hospital, Sangli, India	
	Mahesh Khairnar, Bharati Vidyapeeth Deemed University Dental College and Hospital, Sangli, India	

Any reports and responses or comments on the article can be found at the end of the article.

Corresponding author: Anand Ahankari (dr.anandahankari@gmail.com)

Competing interests: No competing interests were disclosed.

Grant information: The Maharashtra Anaemia Study (MAS) was conducted as part of Dr Anand Ahankari's PhD programme with the University of Nottingham UK, which was sponsored by the University's Vice Chancellor Scholarship for Research Excellence International 2013 (Tuition fee support, Ref 12031). The anaemia project conducted in Maharashtra, India, was a joint collaboration between the University of Nottingham and the Halo Medical Foundation (HMF), with the latter providing laboratory testing and data storage facilities. Project management and data collection were funded by Dr Hardikar through the Maharashtra Foundation, USA. Dr Ahankari also received a bursary from the Durga Devi Charitable Trust, India during the PhD studies.

The funders had no role in study design, data collection and analysis, decision to publish, or preparation of the manuscript.

Copyright: © 2017 Ahankari A *et al.* This is an open access article distributed under the terms of the [Creative Commons Attribution Licence](#), which permits unrestricted use, distribution, and reproduction in any medium, provided the original work is properly cited. Data associated with the article are available under the terms of the [Creative Commons Zero "No rights reserved" data waiver](#) (CC0 1.0 Public domain dedication).

How to cite this article: Ahankari A, Fogarty A, Tata L and Myles P. **Healthcare benefits linked with Below Poverty Line registration in India: Observations from Maharashtra Anaemia Study (MAS) [version 1; peer review: 2 approved]** F1000Research 2017, 6:25 (<https://doi.org/10.12688/f1000research.10556.1>)

First published: 09 Jan 2017, 6:25 (<https://doi.org/10.12688/f1000research.10556.1>)

Introduction

Patel *et al.* (2015) provided a comprehensive picture of the current Indian healthcare structure, and also mentioned the National Health Mission's (NHM) initiative to target inequalities in healthcare access¹. Such national health programmes use the 'Below Poverty Line' (BPL) registration status to identify deprived families and provide them with free/subsidised healthcare services². The registration is allocated at family level, based on a scoring system calculated using family level assets such as agricultural land, housing structures, electricity supplies, household equipment. The scoring system varies within Indian states. The BPL status provides access to free healthcare facilities along with monthly access to subsidised food products including but not limited to wheat, rice, cooking oil and sugar.

There are no data on family assets of BPL registrants. Therefore, in this study, we provide evidence of family-level assets among BPL registration holders (and non-BPL households) using research data we collected previously for the Maharashtra Anaemia Study (MAS)³⁻⁵. The MAS was conducted through a joint collaboration of Halo Medical Foundation (HMF), India and the University of Nottingham, UK.

Methods

The MAS was conducted to identify risk factors associated with anaemia in pregnant women (3 to 5 months gestation), and in 13 to 17 year old adolescent girls, living in 34 villages of the Osmanabad district of Maharashtra state of India. MAS collected information on health and social conditions along with blood investigations to examine anaemia risks in rural Indian communities. Additional details of the MAS project are published elsewhere³⁻⁵.

Data collection also included information on family assets such as agricultural land, housing structure, livestock, automobiles, employment, and home electronics. In this research note, we evaluated family level assets in relation with the BPL registration. The comparison was made in BPL and non-BPL holders for each asset using Chi-square statistics in Stata Software (V.13.1, Texas, USA).

In total, 287 pregnant women and 1010 adolescent girls participated in data collection, giving an overall response rate of 95%. We selected one person per household at random for the analysis, which resulted in 287 pregnant women (**Dataset 1⁶**), all from unique households, and 891 adolescent girls (**Dataset 2⁷**). Therefore, 1178 total households across 34 villages (a population of approximately 65,500) were used in analyses. Written approval was obtained from each study participant and their guardian prior to data collection, and the same was counter signed by the primary investigator (AA). The study was approved by the Institutional Ethics Committee of Government Medical College of Aurangabad, India (Reference number: Pharma/IEC/GMA/196/2014), and also by the Nottingham University Medical School Research Ethics Committee (Reference number: E10102013).

Dataset 1. Pregnant Women MAS Project

<http://dx.doi.org/10.5256/f1000research.10556.d148743>

The data has 287 pregnant women participants with self-explanatory variables on BPL registration, and related assets analysed in the paper.

Dataset 2. Adolescent Girls MAS Project

<http://dx.doi.org/10.5256/f1000research.10556.d148744>

The data has 891 adolescent girls participants with self-explanatory variables on BPL registration, and related assets analysed in the paper.

Results

36.4% of adolescent girls (325/891), and 37.6% (108/287) pregnant women in our study had current BPL registration. 32.3% (105/325) of adolescent girl families with BPL registration had more than 5 acres of farming land, and 54.4% (177/325) had a colour television. Overall, of the 6 assets we assessed, 3 showed no significant differences in distribution ($p > 0.05$) between BPL registered and non-registered families of adolescent girls (**Table 1**).

Table 1. Distribution of family assets in non-BPL and BPL registrants observed among adolescent girls and pregnant women participants living in Osmanabad district of Maharashtra, India.

I) Adolescent girls [N=891, Non-BPL registrants 566 (63.5%), and BPL registrants 325 (36.4%)]			
Below Poverty Registration	Non-BPL (percentage)	BPL registrants (percentage)	P value
Asset 1: Farming land			
a. No farming land	250 (44.1%)	69 (21.2%)	<0.001
b. ≤ 5 acres of land	222 (39.2%)	151 (46.4%)	
c. > 5 acres of land	94 (16.6%)	105 (32.3%)+	
Asset 2: Livestock			
a. Without any livestock	160 (28.2%)	102 (31.3%)	0.32
b. Holds livestock	406 (71.7%)	223 (68.6%)	

Asset 3: House structure			
a. Participants with temporary house	2 (0.3%)*	2 (0.6%)	0.34
b. Participants with semi-permanent house	487 (86.0%)	289 (88.9%)	
c. Participants with permanent house	77 (13.6%)	34 (10.4%)+	
Asset 4: Television			
a. No	213 (37.6%)	148 (45.5%)	0.02
b. Yes	353 (62.3%)	177 (54.4%)+	
Asset 5: At least one mobile phone in the family			
a. No	27 (4.7%)	28 (8.6%)	0.02
b. Yes	539 (95.2%)	297 (91.3%)	
Participant temporally employed such as farm based labour work			
a. Not employed	526 (92.9%)	298 (91.6%)+	0.49
b. Temporarily employed	40 (7.0%)	27 (8.3%)	
II) Pregnant women [N=287, Non-BPL registrants 179 (62.4%) and BPL registrants 108 (37.6%)]			
Below Poverty Registration	Non-BPL (percentage)	BPL registrants (percentage)	P value
Asset 1: Annual Income			
a. Less than 50,000/- INR (500 GBP)	76 (42.4%)*	61 (56.4%)	0.006
b. Between 50,001 to 100,000/-INR (501-1000 GBP)	84 (46.9%)	45 (41.6%)+	
c. Above 100,001/- INR (1001 GBP and above)	19 (10.7%)	2 (2%)+	
Asset 2: Farming Land			
a. No farming land	30 (16.7%)	39 (36.1%)	<0.001
b. ≤ 5 acres of land	50 (27.9%)	39 (36.1%)	
c. > 5 acres of land	99 (55.4%)	30 (27.8%)+	
Asset 3: Water motor pump at farm			
a. No	74 (41.3%)	76 (70.3%)	<0.001
b. Yes	105 (58.7%)	32 (29.7%)+	
Asset 4: Livestock			
a. Without any livestock	45 (25.1%)	33 (30.5%)	0.31
b. Holds livestock	134 (74.9%)	75 (69.5%)	
Asset 5: House structure			
a. Participants with temporary house	1 (0.5%)*	1 (0.9%)	0.22
b. Participants with semi-permanent house	162 (90.5%)	103 (95.3%)	
c. Participants with permanent house	16 (9%)	4 (3.8%)+	
Asset 6: Family owns a three/four wheeler vehicle or any agricultural vehicle			
a. No	151 (84.3%)	99 (91.6%)	0.07
b. Yes	28 (15.7%)	9 (8.4%)+	
Asset 7: Family owns a two wheeler			
a. No	110 (61.4%)	71 (65.7%)	0.46
b. Yes	69 (38.6%)	37 (34.3%)+	

Asset 8: Television			
a. No	50 (27.9%)	40 (37%)	0.10
b. Yes	129 (72.1%)	68 (63%)+	
Asset 9: At least one mobile phone in the family			
a. No	5 (2.7%)	5 (4.6%)	0.41
b. Yes	174 (97.3%)	103 (95.4%)	
Any assets sold in last 12 months (such as land, livestock, agricultural tools/ equipment, house vehicle, gold or any other valuable items)			
a. No	149 (83.3%)	89 (82.5%)	0.85
b. Yes	30 (16.7%)	19 (17.5%)	

+: Those who are likely to be ineligible but hold BPL registration.

*: Those who appeared to be eligible but did not have registration.

Annual income is also presented in Great Britain Pound (GBP) based on the conversion rate of 1 GBP= 100 Indian Rupees (INR).

Note: Family income/assets was defined as an immediate family's resources only. For example: for adolescent girls, it included participants' parents' (mother and father only) income/assets; among pregnant women, it included participants' (pregnant woman) and husbands' income/assets only. P values were calculated using chi square test.

Among families of pregnant women, 6 out of 9 assets assessed showed no significant differences ($p>0.05$) between BPL registered and non-registered. Furthermore, 2% of the families of BPL registrants (2/108) had an annual income greater than 100,000 INR (~1000 GBP), 27.8% had more than 5 acres of land (30/108), and 8.4% had three/four wheeler vehicles (9/108).

Discussion

Non-eligible families holding the BPL registration are likely to increase burden on healthcare services, while those with greatest need may remain untreated due to absence of BPL registration, or inability to pay for healthcare services out of their own pockets^{2,8}. Subsidising non-eligible BPL holders also increases the burden on government finances, which in light of the current fragile economic situation, is an important issue to address⁸.

We observed several participants from both study groups in the MAS, who appeared eligible for the BPL scheme, but had not obtained the registration. Many participants reported technical difficulties as the reason for not having BPL registration. Some of these technical difficulties included having problems procuring the required documents from government officials, and being unable to complete paperwork and other legal documents that are needed to submit the BPL application. This suggests a need to re-evaluate and strengthen the current BPL registration system, and also demands further monitoring to ensure that poor families in need receive vital healthcare and other subsidy benefits. The National Health Mission's initiatives are well meant and have the potential to provide universal health coverage in India; however, implementation is challenging. Strengthening the current BPL registration

system and improving identification of poor and needy families might help with achieving the universal health model. This may also help in revising the current health budget to allocate funds for the improvement of the governmental health system. We welcome the review from Patel *et al.* (2015) and suggest continuing evaluation of both national health projects and the BPL registration process, which will be useful in underpinning healthcare facilities whilst widening access.

Data availability

Dataset 1: Pregnant Women MAS Project. The data has 287 pregnant women participants with self-explanatory variables on BPL registration, and related assets analysed in the paper.

doi, [10.5256/f1000research.10556.d148743](https://doi.org/10.5256/f1000research.10556.d148743)⁶

Dataset 2: Adolescent Girls MAS Project. The data has 891 adolescent girls participants with self-explanatory variables on BPL registration, and related assets analysed in the paper

doi, [10.5256/f1000research.10556.d148744](https://doi.org/10.5256/f1000research.10556.d148744)⁷

Ethics statement

The study was approved by the Institutional Ethics Committee of Government Medical College of Aurangabad, India (Reference number: Pharma/IEC/GMA/196/2014), and also by the Nottingham University Medical School Research Ethics Committee (Reference number: E10102013). All participants and their guardians provided signed informed consent for the survey and blood withdrawal separately. Each consent was countersigned by the primary investigator (AA). Other than those who declined to participate, all

adolescent girls and pregnant women received a standardised health report including information on their haemoglobin level and anaemia status along with facilitated access to educational materials on anaemia through the health NGO, Halo Medical Foundation's (HMF) village based services. Participant health reports were also provided to the village health worker/government nurse with arrangements for free consultation and assistance if any significant health problems requiring further assessment or treatment were identified during the study. HMF's hospital was also made available for free consultation as a primary referral centre if more specialist assessment or treatment was needed. On completion of data collection, an additional reminder letter was issued to village health workers indicating details of each severe anaemic case in their village to ensure that necessary medical advice and treatment was available.

Author contributions

The MAS project was designed by AF, AA, PM and LT. The data collection, analysis and manuscript preparation was carried out by AA with additional advisory support from AF, PM and LT.

Competing interests

No competing interests were disclosed.

Grant information

The Maharashtra Anaemia Study (MAS) was conducted as part of Dr Anand Ahankari's PhD programme with the University of Nottingham UK, which was sponsored by the University's Vice Chancellor Scholarship for Research Excellence International 2013 (Tuition fee support, Ref 12031). The anaemia project conducted in Maharashtra, India, was a joint collaboration between the University of Nottingham and the Halo Medical Foundation (HMF), with the latter providing laboratory testing and data storage facilities. Project management and data collection were funded by Dr Hardikar through the Maharashtra Foundation, USA. Dr Ahankari also received a bursary from the Durga Devi Charitable Trust, India during the PhD studies.

The funders had no role in study design, data collection and analysis, decision to publish, or preparation of the manuscript.

Acknowledgements


Professor (Mr) and Mrs Chawathe, Mumbai, India provided generous support for Dr Ahankari's study. The authors acknowledge the support of Ms. Sandhya Rankhamb in data collection, data entry, and verification, and recognise her contribution in the project. The authors thank HMF village health workers for providing field level support for this study. Support for publication of this article was obtained from the University of Nottingham, UK.

References

1. Patel V, Parikh R, Nandraj S, *et al.*: **Assuring health coverage for all in India.** *Lancet*. 2015; **386**(10011): 2422–2435.
[PubMed Abstract](#) | [Publisher Full Text](#)
2. Alkire S, Seth S: **Identifying BPL Households: A Comparison of Methods.** *SSRN Electron J*. 2012.
[Publisher Full Text](#)
3. Ahankari AS, Fogarty AW, Tata LJ, *et al.*: **Assessment of a non-invasive haemoglobin sensor NBM 200 among pregnant women in rural India.** *BMJ Innov*. 2016; **2**: 70–77.
[Publisher Full Text](#)
4. Ahankari AS, Myles PR, Fogarty AW, *et al.*: **Prevalence of iron deficiency anaemia and risk factors in 1,010 adolescent girls from rural Maharashtra, India: a cross-sectional survey.** *Public Health*. 2017; **142**: 159–166.
[Publisher Full Text](#)
5. Ahankari AS, Dixit JV, Fogarty AW, *et al.*: **Comparison of the NBM 200 non-invasive haemoglobin sensor with Sahli's hemometer among adolescent girls in rural India.** *BMJ Innov*. 2016; **2**: 144–148.
[Publisher Full Text](#)
6. Ahankari A, Fogarty A, Tata L, *et al.*: **Dataset 1 in: Healthcare benefits linked with Below Poverty Line registration in India: Observations from Maharashtra Anaemia Study (MAS).** *F1000Research*. 2017.
[Data Source](#)
7. Ahankari A, Fogarty A, Tata L, *et al.*: **Dataset 2 in: Healthcare benefits linked with Below Poverty Line registration in India: Observations from Maharashtra Anaemia Study (MAS).** *F1000Research*. 2017.
[Data Source](#)
8. Mishra RK, Raveendran J, editors: **Millennium Development Goals: The Indian Journey.** New Delhi: Allied Publishers Pvt Ltd. 2011; 279.
[Reference Source](#)

Open Peer Review

Current Peer Review Status:



Version 1

Reviewer Report 06 February 2017

<https://doi.org/10.5256/f1000research.11375.r19814>

© 2017 Wadgave U et al. This is an open access peer review report distributed under the terms of the [Creative Commons Attribution Licence](#), which permits unrestricted use, distribution, and reproduction in any medium, provided the original work is properly cited.



Umesh Wadgave 

Department of Public Health Dentistry, Dental College and Hospital, Sangli, Maharashtra, India

Mahesh Khairnar

Bharati Vidyapeeth Deemed University Dental College and Hospital, Sangli

It's an interesting and valid research tapping the vital topic of distribution of BPL cards in India. Overall methodology of the research is sound.

There are certain issues which require clarification from authors

1. The assets considered for issuing BPL cards in Maharashtra state are quite different from assets considered in the present study (For details follow this link <http://mahafod.gov.in/website/english/PDS.aspx>). These differences should be considered before making recommendations about policy change in BPL card distribution.
2. Authors state that "*Overall, of the 6 assets we assessed, 3 showed no significant differences in distribution ($p>0.05$) between BPL registered and non-registered families of adolescent girls (Table 1).*" But all the three assets which didn't show significant difference are not listed in criteria to issue BPL Cards as per Maharashtra State.
3. Table 1 shows that about 44% of Non-BPL holders don't have farming land which is far more than BPL card holders where only 21% don't have farming land. However, in Table 2 it's just opposite where 16.7% Non-BPL holders and 36.1 % BPL holders don't have farming land. This contradicting finding needs to be justified in the discussion.
4. Why different assets were considered for adolescent girls (5 assets) and pregnant women (9 assets).
5. What is the necessity to stratify the analysis for adolescent girls and pregnant women separately? Authors could have clubbed the data and did the analysis which will increase the power of the study.

6. The sample for the present study consists of households having adolescent girls and pregnant women which will limit the generalizability of the study findings. Hence, the issue of generalizability of study findings should be discussed.
7. In the discussion, it is necessary to discuss study limitations and future scope of doing research on this topic.

Competing Interests: No competing interests were disclosed.

We have read this submission. We believe that we have an appropriate level of expertise to confirm that it is of an acceptable scientific standard.

Author Response 24 Mar 2017

Anand Ahankari, University of Nottingham, Nottingham, UK

Dear Dr Wadgave and Dr Khairnar,

Thank you for your valuable time to review our research article. I have provided a brief response to your comments below.

Regarding comment 1, 2, 4, 6 and 7: This paper used a retrospective dataset available from *Maharashtra Anaemia Study*, where the primary objective was to identify risk factors associated with adolescent and pregnancy anaemia in rural population of Maharashtra state of India. We had limited data on social class and family assets, which was used against the BPL status in the analysis. We agree that our variables are different compared to the listed BPL indicators. Nevertheless, our data reported discrepancies in the current BPL status, which is an incidental finding. We suggested to investigate the current challenges in the BPL administration to ensure appropriate allocation and monitoring. We have not suggested any policy changes based on our research. We acknowledge limitations of our study, and further work is necessary to address the outlined challenges. Due to article length restrictions, we could not add more on the study strengths and limitations. We hope that readers will find this comment section useful for additional clarification.

Regarding comment 3: The article has only one table (Table 1). In this table, there are 2 sections, adolescent girls and pregnant women. Each section used different variables (from 2 individual datasets). Therefore, statistical presentations are different as presented in the Table 1 for each study group.

Regarding comment 5: As you may see in the attached datasets, we collected different set of variables from study participants, thus analysis was conducted independently for the two study groups. Data from pregnant women had more variables compared to adolescent girl dataset. Therefore, we could not combine these to form a single source.

I hope that *F1000Research* readers will find this section useful. Thank you once again for providing this opportunity to respond to your comments.

Dr Anand Ahankari

Competing Interests: None

Reviewer Report 19 January 2017

<https://doi.org/10.5256/f1000research.11375.r19107>

© 2017 Sagare S. This is an open access peer review report distributed under the terms of the [Creative Commons Attribution Licence](#), which permits unrestricted use, distribution, and reproduction in any medium, provided the original work is properly cited.



Sunil M. Sagare

Department of Community Medicine, Medical College, Bharati Vidyapeeth Deemed University, Pune, Maharashtra, India

Authors had given importance of subject appropriately, clarified ethical considerations, self-explanatory results and well discussion on the issue.

The authors pinpointed the below poverty line (BPL) issue in the form of non-eligible BPL registrants and eligible BPL non-registrants. The article raise the following questions:

1. Undue healthcare advantage taken by non-eligible BPL registrants
2. Disadvantage to needy eligible BPL families due to their non-registration.

Suggestions given for above mentioned questions are very much relevant and if implemented will help to reduce burden on government and healthcare finances as well.

Competing Interests: No competing interests were disclosed.

I have read this submission. I believe that I have an appropriate level of expertise to confirm that it is of an acceptable scientific standard.

Author Response 05 Mar 2017

Anand Ahankari, University of Nottingham, Nottingham, UK

Dear Dr Sagare,

Thank you for reviewing and submitting your comments, much appreciated.

Dr Anand Ahankari.

Competing Interests: None

The benefits of publishing with F1000Research:

- Your article is published within days, with no editorial bias

- You can publish traditional articles, null/negative results, case reports, data notes and more
- The peer review process is transparent and collaborative
- Your article is indexed in PubMed after passing peer review
- Dedicated customer support at every stage

For pre-submission enquiries, contact research@f1000.com

F1000Research